GENERAL NOTES

1. All work embodied on these plans shall be done in conformity with applicable provisions of Standard Specifications NO. 2271 & Standard Drawings NO. 2321 on file in the Office of the City Engineer.
2. Recess Curb for Driveways where necessary. Exact locations & width to be determined in the field. Widths not to exceed City Standards.
3. Payment for all removals, earthwork, watering & adjusting Sewer Manholes to grade shall be included in prices paid for other contract items of work & no additional compensation will be allowed therefor.

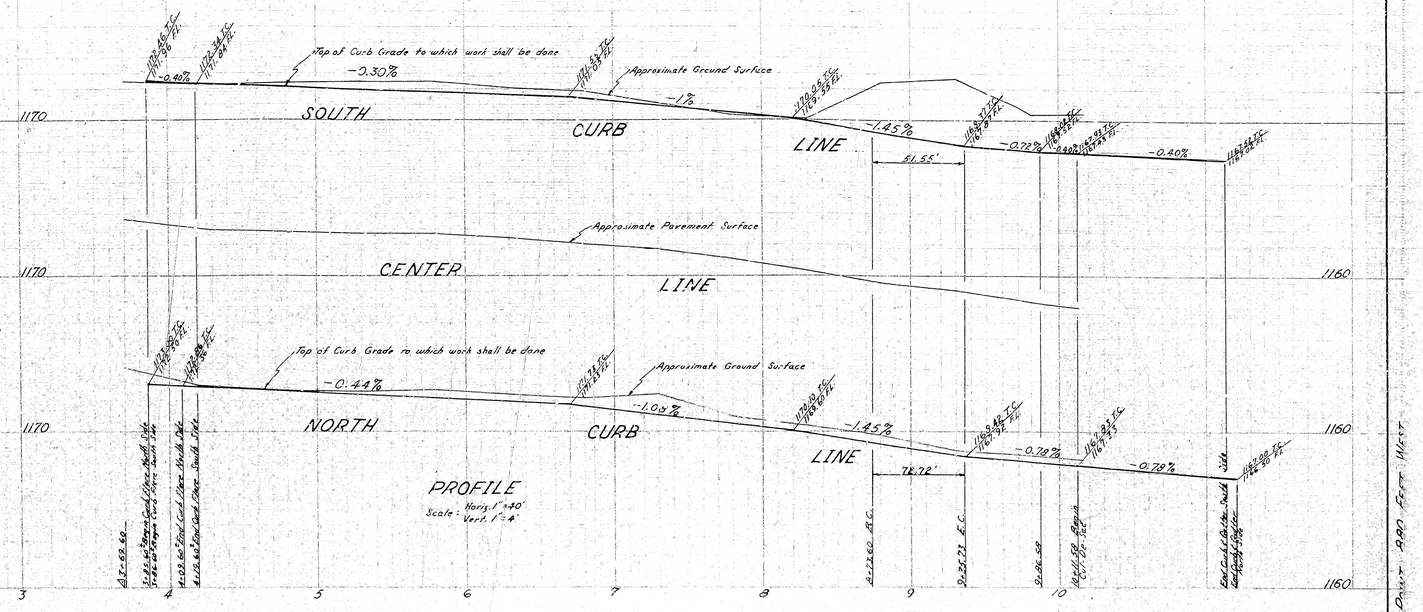

PROFILE
Scale: Horiz. 1" = 40'
Vert. 1" = 4'

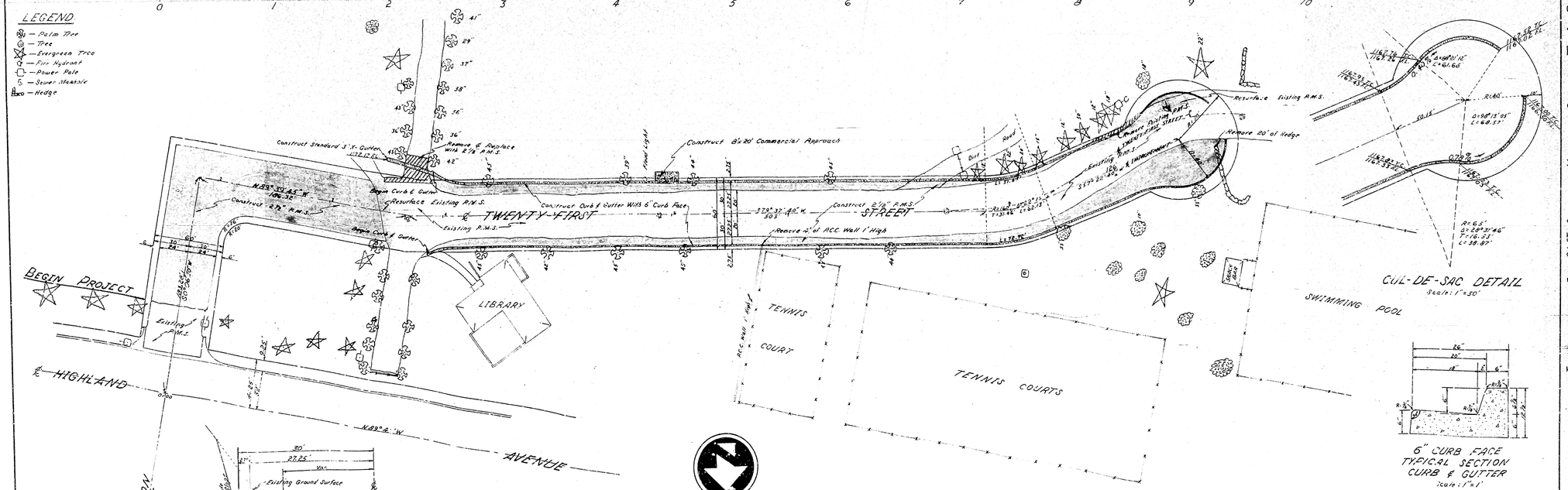

APPROVED September 27, 1962
PARK SUPERINTENDENT

APPROVED June 4, 1962
CITY ENGINEER
REGISTERED CIVIL ENGINEER NO.

DRAWING NO. 2961
SHEET 1 OF 1 SHEETS
DRAWN BY Harrell
CHECKED BY Dean
RECOMMENDED

DEPARTMENT OF ENGINEERING
CITY OF SAN BERNARDINO
IMPROVEMENT OF
TWENTY-FIRST STREET
HARRISON STREET TO A POINT 880 FEET WEST

GENERAL NOTES

1. All work embodied on these plans shall be done in conformity with applicable provisions of Standard Specifications NO. 2271 & Standard Drawings NO. 2321 on file in the Office of the City Engineer.
2. Recess Curb for Driveways where necessary. Exact locations & width to be determined in the field. Widths not to exceed City Standards.
3. Payment for all removals, earthwork, watering & adjusting Sewer Manholes to grade shall be included in prices paid for other contract items of work & no additional compensation will be allowed therefor.

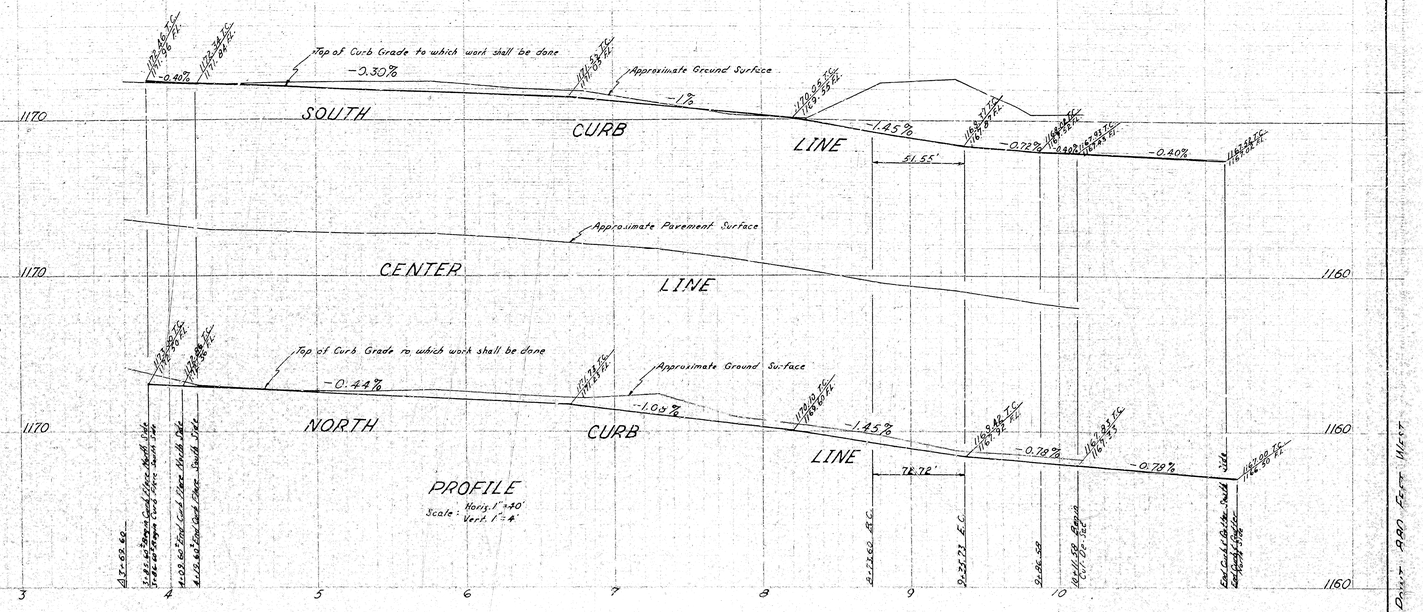

PROFILE
Scale: Horiz. 1" = 40'
Vert. 1" = 4'

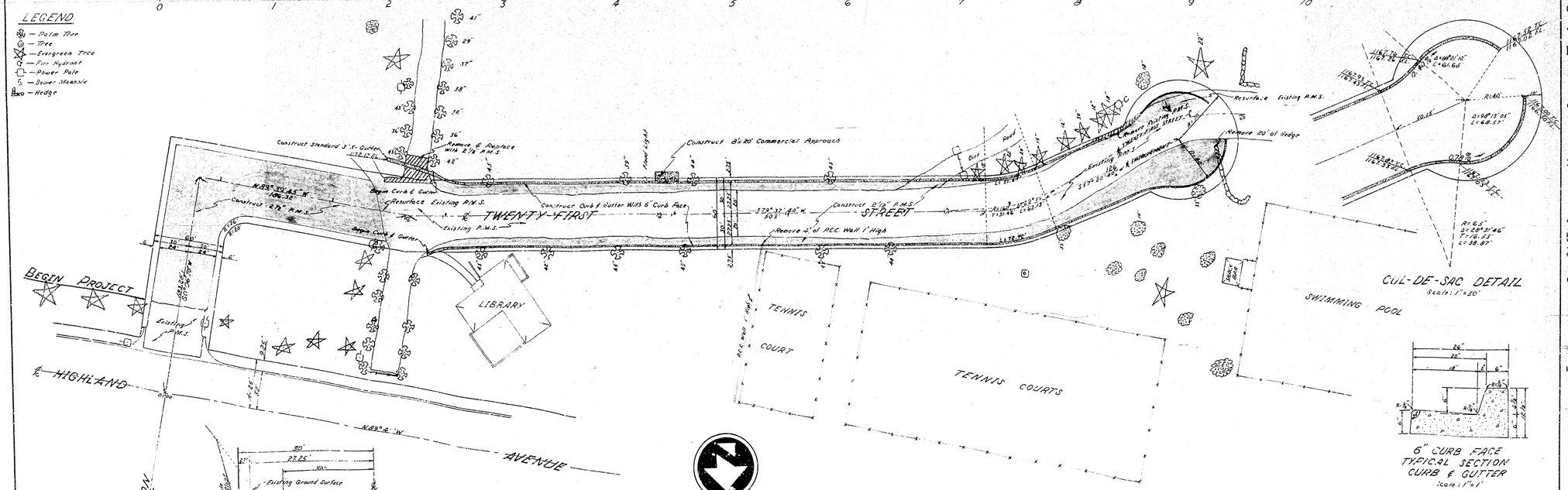

APPROVED September 27, 1962
PARK SUPERINTENDENT

APPROVED June 4, 1962
CITY ENGINEER
REGISTERED CIVIL ENGINEER NO.

DRAWING NO. 2961
SHEET 1 OF 1 SHEETS
DRAWN BY Harrell
CHECKED BY Dean
RECOMMENDED

DEPARTMENT OF ENGINEERING
CITY OF SAN BERNARDINO
IMPROVEMENT OF
TWENTY-FIRST STREET
HARRISON STREET TO A POINT 880 FEET WEST